

How can the YAC help Historic England to 'Enrich the List'?

Introduction and Guidance

CBA
FESTIVAL OF
ARCHAEOLOGY
2021

Council for
British Archaeology



In partnership with
Historic England


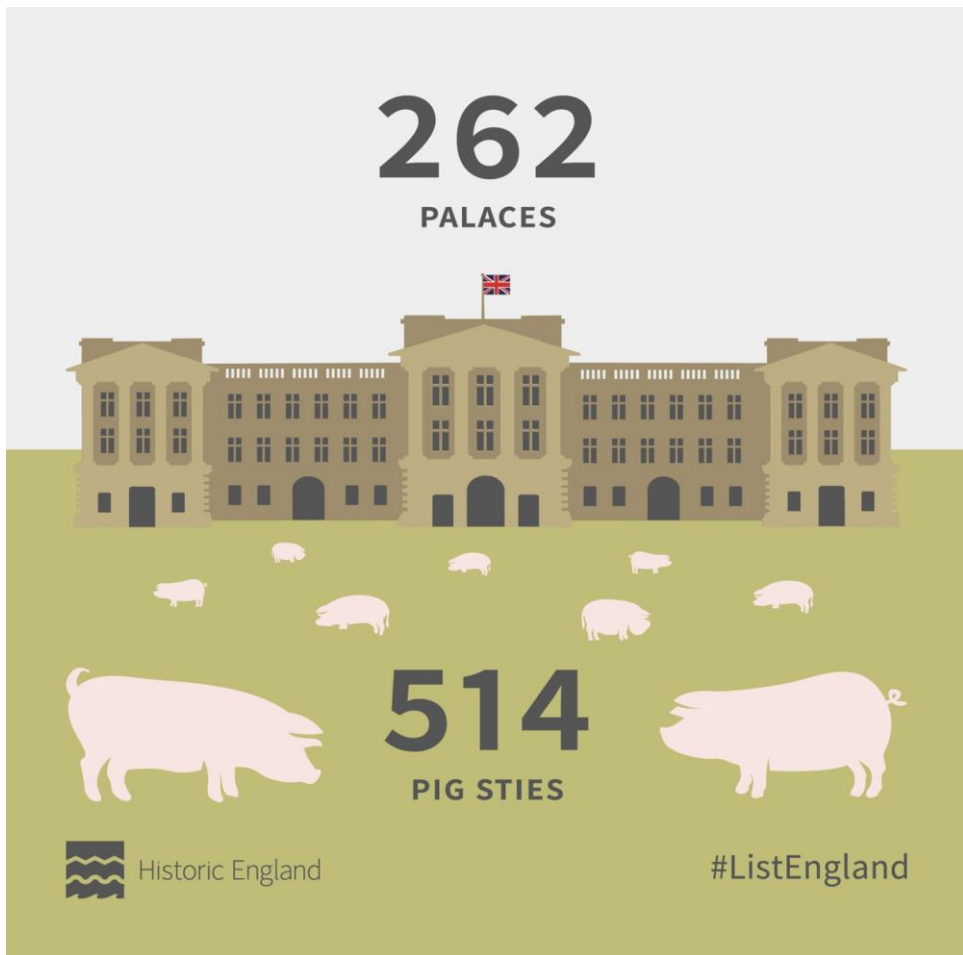


What is 'The List'?

The most significant of England's buildings and places are listed, so they can be understood and protected for the future.

The List has almost 400,000 entries including everything from palaces and plague-crosses, piers and pigsties, cathedrals, windmills and fairground rides.










Historic England





Historic England





What do Historic England mean by 'Enriching'?

They are asking the public to join them in making The List rich, relevant and up-to-date

Details

DILTON MARSH HIGH STREET ST 84 NE (north side) 8/110 Milestone set in wall to front of No 29 GV II Milestone. Probably early C19. Segmental-headed limestone pillar with shaped cast-iron plate to front, raised lettering reads TO / WESTBURY / 2 MILES / BATH / 14 MILES. Road through Dilton Marsh between Westbury and the Bath Road (A36) turnpiked after 1800. (VCH, Wiltshire, Vol 4, 1958)

Listing NGR: ST8530249980

The example above shows a typical entry on to [The List](#).

It needs more images, snippets, stories and secrets of England's special places, to make it the rich source of information that it deserves to be.

You can help bring it to life!





An 'Enriched' List entry

An 'enriched' entry could be as simple as adding a photo and a few words of text. Obviously if you wanted to do/add more that's fine too!

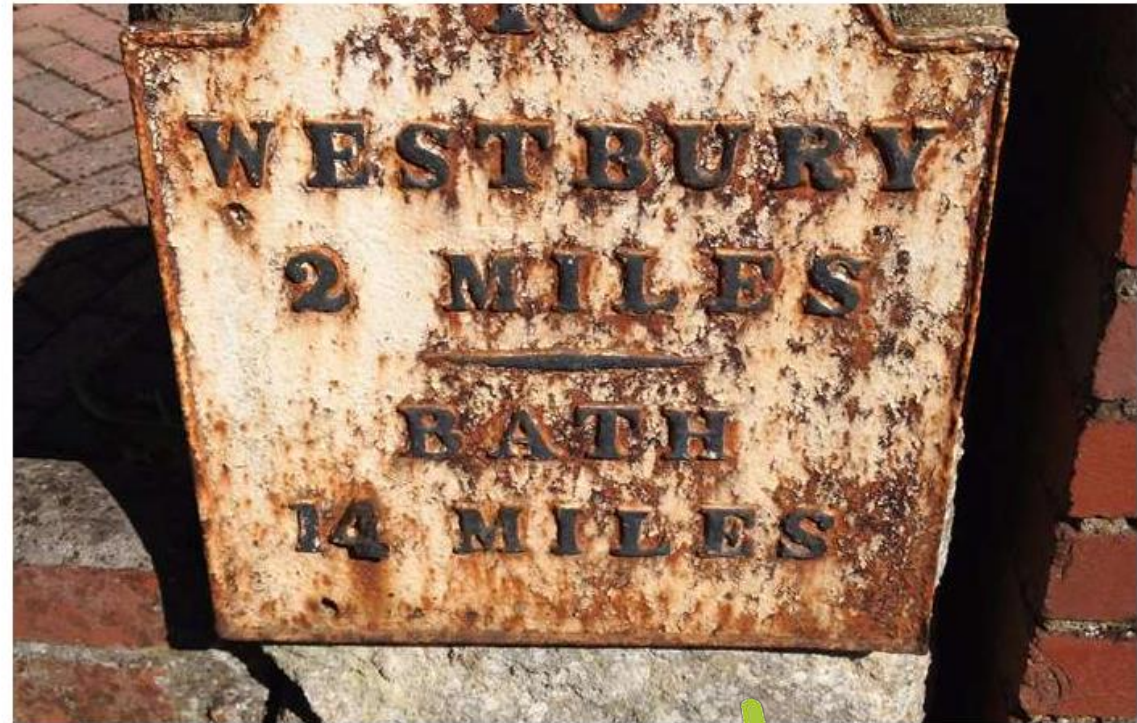
1 Contribution



Catherine McHarg

09 September 2016 at 11:20

The cast-iron plate on the front of the milestone is quite rusty, but you can still clearly read the information on it.





Historic England



How can you join in?

- Get started in 3 easy steps!
- **Step 1:** Register
- **Step 2:** Use the **Map Search** and enter your branch's **postcode** or even one local to a member to find your nearest Listing Building
- **Step 3:** Go out and visit it, take a photo and upload it.
- Go even further and create a whole session or project about your local Listed Buildings!





Step 1 – Register

Create your account

First name (required)

Last name (required)

Email address (required)

Password (required)

Show

☐ I would like to subscribe to the Historic England newsletter.

☐ I agree to the website [terms and conditions](#).
(required)

Create account

<https://account.historicengland.org.uk/register/>

We've sent you an activation email

Please check your email and follow the link to finish setting up your account.

If you don't receive this within a few minutes, please check your junk folder.

You can request a new email by signing in again.

This link is valid for 48 hours.





Step 2 – Use the Map Search

Map Search

Advanced Search

Minor Amendments

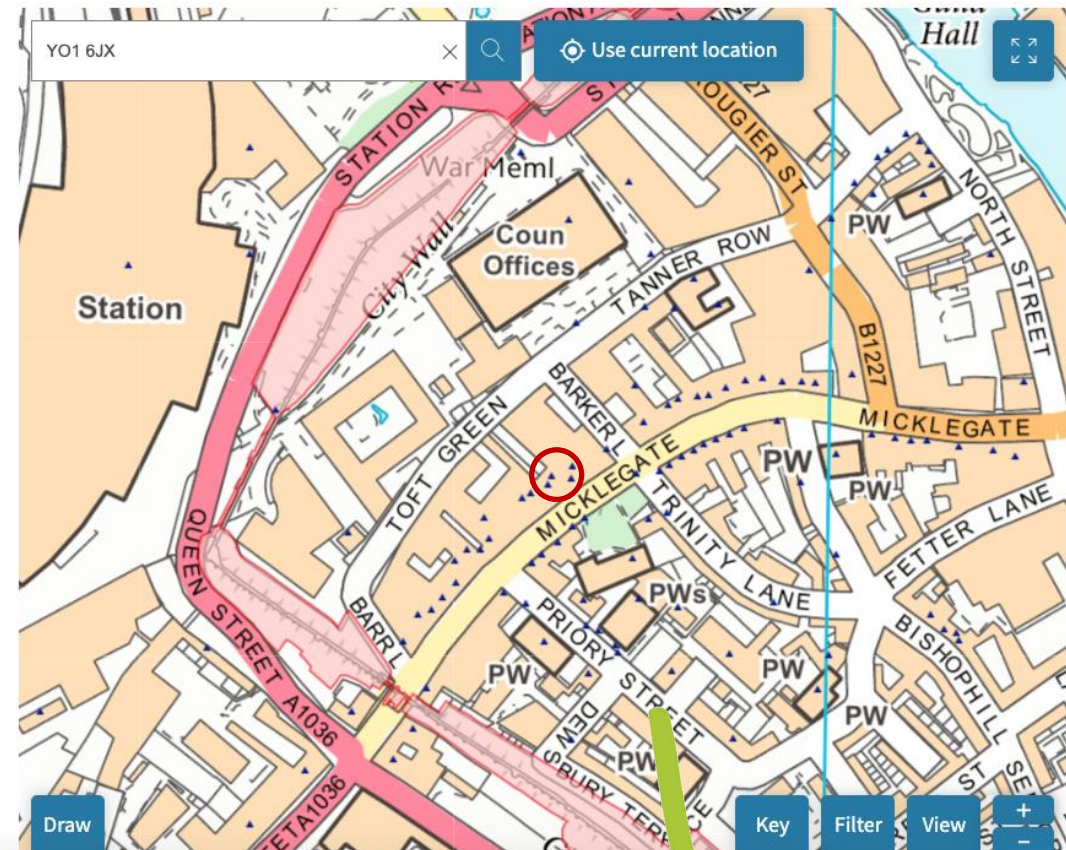
Download Listing Data

Non-Listed Sites

About The List

Understanding List Entries

Search the List - Map Search



Enter a **postcode** to find listed places near you

<https://historicengland.org.uk/listing/the-list/map-search>

If you need a fully accessible alternative to this map search we recommend you use the [Advanced Search](#).



Step 4 – Scroll to the Details Section

Details

YORK

SE5951NE MICKLEGATE 1112-1/15/671 (North side) 14/06/54 No.92 and railings attached at front and rear

GV II*

House, with area railings attached to front and rear. c1789, with C19 alteration; renovated 1989. Red brick in Flemish bond on stone plinth, with painted stone dressings and doorcase; modillion and dentil cornice of timber to hipped slate roof with truncated brick stack at rear. Iron railings on low stone plinths at front and rear. EXTERIOR: 3-storey 3-window front. At left end, stone steps with bootscrapers lead to 6-panel door in architrave with moulded cornice hood. All windows are 4-pane sashes with flat arches of gauged brick; those on ground and second floors have painted stone sills, sill band on first floor. Raised first floor band. At right end of cornice, inverted bell-shaped rainwater head with fallpipe on clamps enriched with fleurs-de-lys. Rear: 4-pane sashes in enlarged openings with segmental arches. 3-course raised band of brick at first floor, and brick dentil eaves cornice. INTERIOR: ground floor



Step 5 – Scroll to the Bottom of the List Entry

Your Contributions

Do you know more about this entry?

The following information has been contributed by users volunteering for our [Enriching The List project](#). For small corrections to the List Entry please see our [Minor Amendments procedure](#).

The information and images below are the opinion of the contributor, are not part of the official entry and do not represent the official position of Historic England. We have not checked that the contributions below are factually accurate. Please see our [terms and conditions](#). If you wish to report an issue with a contribution or have a question please email EnrichingTheList@HistoricEngland.org.uk.



Rachel Arbury ▾

Write a contribution ...

1,000 characters left



Post





Step 6 – What do you want to post?

There are lots of ways to Enrich the List. You could:

- Add comments (up to a maximum of 1000 characters)
 - try to be concise, relevant and friendly
- Add images (up to a maximum of 4 per post)
 - try not to include people's faces, car license plates etc. and make sure you've taken the photo standing on public land (the pavement – no trespassing 😊)
- Add local information – for example colloquial names or myths and legends about the place





Step 6 – What do you want to post?

- Research the census and add details about previous residents or uses
- Draw, paint or make models of buildings – [LINK](#)
- Provide some information about members thoughts about the building – [LINK](#)
- Create your own map of the area – for example, a scrap map! – [LINK](#)
- Create a heritage trail - [LINK](#)





Images

Shopping

Videos

Maps

More

Settings

Tools

View

Step 6 – What do you want to post?

As well as the whole building why not pick out some features that are mentioned in the 'Details Section' – although the architectural terms can look a little complicated, a quick search for images using a term is really helpful!

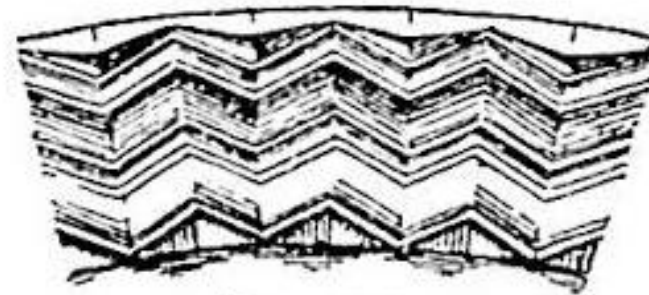


FIG. 25.

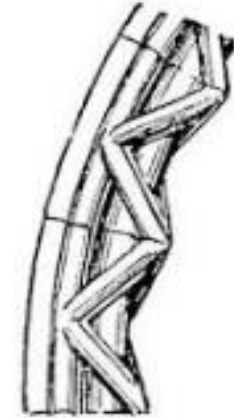


FIG. 24.



Basic Characteristics...

- Some of the ornamentation and patterns originated from the Northern tribes.

Chevron

A zigzag moulding used in Romanesque arches.




FIG. 25.



Billet

molding formed by a series of circular cylinders, disposed alternately with the notches in single or multiple rows.

Ornaments & Patterns





Step 7 – Viewing your Comment

Once you've submitted your entry it gets checked by the Enriching The List Team and then made 'live' on the website – so next time you scroll to the bottom of that list entry your comment will appear.



Rachel Arbury

05 July 2021 at 07:56

Plaques on the front of 92 Micklegate. This photo was taken on the day the office closed due to the first Covid-19 lockdown in March 2020.





Things to Remember

- You can find an online course (aimed at teachers but relevant to YAC) here - https://rise.articulate.com/share/hfDVqMqipy9ews5f1EOQVQaGP3Tv0z7S#/lessons/mgEiAOW7oIM2tHfVBPB_04KMZzxsob
- You must be over 16 years old to register to Enrich the List, so an adult must upload information on behalf of younger children
- Once you have registered you will receive an email. You can reply to this email and request that your 'contribution name' (which will be your name) is replaced by your YAC branch name e.g. **Instead of Contribution by : 'Rachel Arbury' – change to 'Leeds YAC'**
- You can only upload 1000 characters of text per listed building/structure, so it's best to copy and paste text from Word and do a 'word count' – to check the number of characters
- Adding the member's initials (or just first name) with their age to their statement/comments will help promote Youth Voice e.g. ***"The Town Hall is important to me because I visit it with my Gran". L Jones aged 10***
- Four images per list entry - so consider having members work in small groups on different buildings
- Scheduled monuments are also included in the list – don't just focus on buildings!

