

Accessing our Recording App

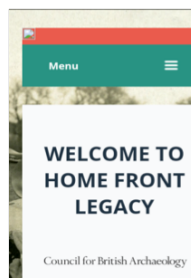
You can get involved with recording First World War Home Front sites with our app. There are few simple steps you will need to take to access and set up the recording app.

Visit www.HomeFrontLegacy.org.uk to access the recording app.

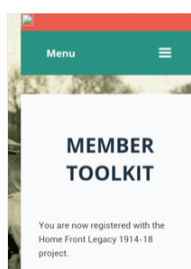
The website will look something like this:



Before logging in, you will need to register. To register, click on the 'Register' tab in the menu at the top of the screen and click 'Register'. Your group leader or teacher will need to provide some basic information to access the Home Front Legacy recording app:



Once logged in you will be able to access the Member Toolkit. This is where you will find the Home Front Legacy recording app:



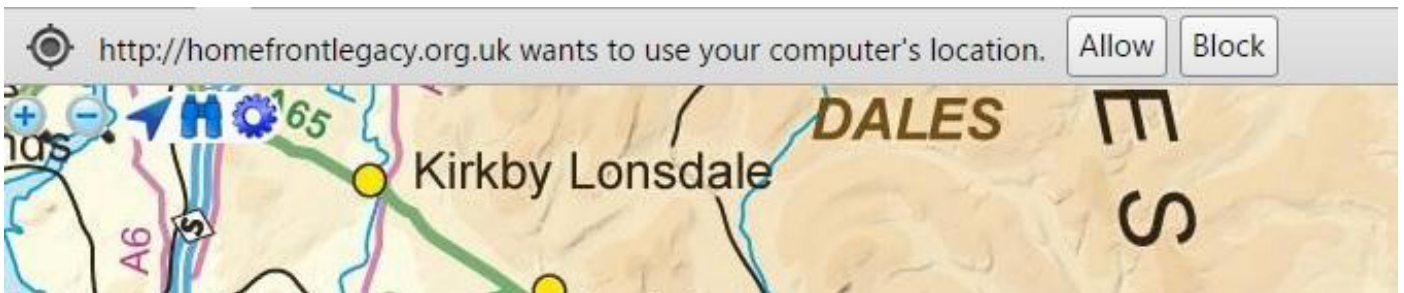
Access and Set Up

To access the app via the Member Toolkit scroll down to 'Click below to access the HFL recording app', which is situated just below the map picture, and press the 'Click Here' button.

This will take you through to the Home Front Legacy recording app:



When you first access the app, a pop-up will appear asking to use your location. Click 'allow' or 'OK' to enable the app to work correctly:



To find out more about archaeology,
and joining your local Young Archaeologists' Club,
visit www.yac-uk.org